

## Threaded inserts



**Material:**

Threaded insert in steel or stainless steel.

**Version:**

Passivated.

**Sample order:**

Threaded Insert K0398.12

Assembly tool K0398.812

**Note:**

Threaded inserts allow threaded holes which have been damaged, torn out or jammed to be used again or to be repaired, enabling expensive products to be saved from the scrap heap.

Threaded inserts are suitable for use in various materials, including light metals and castings.

Inserts with internal threads larger than M6 are supplied with four locking pins instead of two.

**Permissible deviations:**

The medium tolerance class applies to the threads listed, i.e. 6H for nut threads and 6g for bolt threads. Other dimensions  $\pm 0.25$  mm.

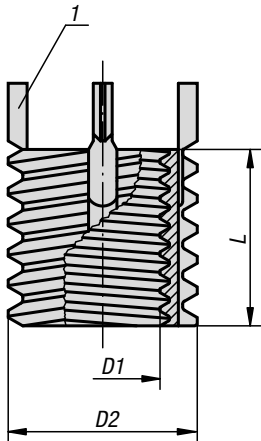
Technical information see operating instructions for threaded inserts.

**Advantages:**

- Quick and easy installation.
- The insert is fixed with pins in order to prevent torsion due to twisting or vibrations.
- No other special tools are required besides the assembly tool.

**Drawing reference:**

- 1) locking pin



### KIPP Threaded inserts and assembly tools

Order No. steel	Order No. stainless steel	D1 internal thread	D2 external thread	L length	Core drill $\emptyset$	Counter-sink $\emptyset$ +0.25	Tap size	Min. thread depth	Removal drill $\emptyset$	Removal drilling depth	Order No. assembly tools
K0398.05	K0398.105	M5	M8	8	6,9	8,3	M8	9,5	5,5	4	K0398.805
K0398.06	K0398.106	M6	M10x1,25	10	8,8	10,3	M10x1,25	11,5	7,5	4,8	K0398.806
K0398.08	K0398.108	M8	M12x1,25	12	10,8	12,3	M12x1,25	13,5	9,5	4,8	K0398.808
K0398.08X1	K0398.108X1	M8x1	M12x1,25	12	10,8	12,3	M12x1,25	13,5	9,5	4,8	K0398.808
K0398.10	K0398.110	M10	M14x1,5	14	12,8	14,3	M14x1,5	15,5	11,5	4,8	K0398.810
K0398.10X125	K0398.110X125	M10x1,25	M14x1,5	14	12,8	14,3	M14x1,5	15,5	11,5	4,8	K0398.810
K0398.12	K0398.112	M12	M16x1,5	16	14,8	16,3	M16x1,5	17,5	13,5	4,8	K0398.812
K0398.12X125	K0398.112X125	M12x1,25	M16x1,5	16	14,8	16,3	M16x1,5	17,5	13,5	4,8	K0398.812

## Threaded inserts reinforced

**Material:**

Threaded insert in steel or stainless steel.

**Version:**

Passivated.

**Sample order:**

Reinforced threaded insert K0399.12

Assembly tool K0399.812

**Note:**

Reinforced threaded inserts allow threaded holes which have been damaged, torn out or jammed to be used again or to be repaired. This makes it possible to recover scrap and rejects of expensive products.

Reinforced threaded inserts are suitable for use in various materials, including light metals and casting.

Inserts with internal threads larger than M6 are supplied with four locking pins instead of two.

**Permissible deviations:**

The medium tolerance class applies to the threads listed, i.e. 6H for nut threads and 6g for bolt threads. Other dimensions  $\pm 0.25$  mm.

With reinforced threaded inserts we also offer a version with a stronger cross-section for use in applications with greater stress.

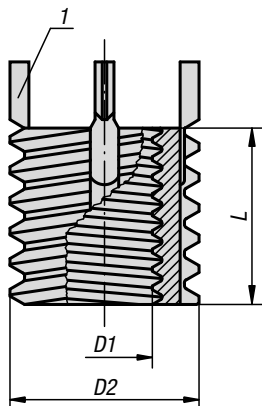
Technical information see operating instructions for threaded inserts.

**Advantages:**

- Quick and easy installation.
- The insert is fixed with pins in order to prevent torsion due to twisting or vibrations.
- No other special tools are required besides the assembly tool.

**Drawing reference:**

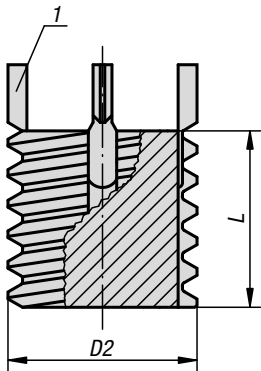
1) locking pin



## KIPP Threaded inserts reinforced and assembly tools

Order No. steel	Order No. stainless steel	D1 internal thread	D2 external thread	L length	Core drill $\emptyset$	Counter-sink $\emptyset$ +0.25	Tap size	Min. thread depth	Removal drill $\emptyset$	Removal drilling depth	Order No. assembly tools
K0399.04	K0399.104	M4	M8	8	6,9	8,3	M8	9,5	5,5	4	K0399.804
K0399.05	K0399.105	M5	M10x1,25	10	8,8	10,3	M10x1,25	12,5	7,5	4,8	K0399.805
K0399.06	K0399.106	M6	M12x1,25	12	10,8	12,3	M12x1,25	14,5	9,5	4,8	K0399.806
K0399.08	K0399.108	M8	M14x1,5	14	12,8	14,3	M14x1,5	16,5	11,5	4,8	K0399.808
K0399.08X1	K0399.108X1	M8x1	M14x1,5	14	12,8	14,3	M14x1,5	16,5	11,5	4,8	K0399.808
K0399.10	K0399.110	M10	M16x1,5	16	14,8	16,3	M16x1,5	18,5	13,5	4,8	K0399.810
K0399.10X125	K0399.110X125	M10x1,25	M16x1,5	16	14,8	16,3	M16x1,5	18,5	13,5	4,8	K0399.810
K0399.12	K0399.112	M12	M18x1,5	18	16,8	18,3	M18x1,5	20,5	15,5	4,8	K0399.812
K0399.12X125	K0399.112X125	M12x1,25	M18x1,5	18	16,8	18,3	M18x1,5	20,5	15,5	4,8	K0399.812
K0399.14	K0399.114	M14	M20x1,5	20	18,8	20,3	M20x1,5	22,5	17,5	4,8	K0399.814
K0399.14X15	K0399.114X15	M14x1,5	M20x1,5	20	18,8	20,3	M20x1,5	22,5	17,5	4,8	K0399.814
K0399.16	K0399.116	M16	M22x1,5	22	20,7	22,3	M22x1,5	24,5	17,8	6,4	K0399.816
K0399.16X15	K0399.116X15	M16x1,5	M22x1,5	22	20,7	22,3	M22x1,5	24,5	17,8	6,4	K0399.816
K0399.18X15	K0399.118X15	M18x1,5	M24x1,5	24	22,5	24,3	M24x1,5	26,5	19,8	6,4	K0399.818
K0399.20	K0399.120	M20	M30x2	30	28	30,3	M30x2	34,5	25,8	6,4	K0399.820
K0399.20X15	K0399.120X15	M20x1,5	M30x2	30	28	30,3	M30x2	34,5	25,8	6,4	K0399.820
K0399.22X15	K0399.122X15	M22x1,5	M32x2	32	30	32,3	M32x2	36,5	27,8	6,4	K0399.822
K0399.24	K0399.124	M24	M33x2	33	31	33,3	M33x2	37,5	28,8	6,4	K0399.824
K0399.24X2	K0399.124X2	M24x2	M33x2	33	31	33,3	M33x2	37,5	28,8	6,4	K0399.824

## Threaded inserts solid body



**Material:**

Threaded insert in steel.

**Version:**

Passivated.

**Sample order:**

Solid body threaded insert K0400.10X125

Assembly tool K0400.810

**Note:**

Solid body threaded inserts allow threaded holes which have been damaged, torn out or jammed to be used again or to be repaired. This makes it possible to recover scrap and rejects of expensive products.

Solid body threaded inserts are suitable for use in various materials, including light metals and castings.

Permissible deviations:

The medium tolerance class applies to the threads listed, i.e. 6g for bolt threads.

Other dimensions  $\pm 0.25$  mm.

Solid body threaded inserts are used where threaded holes that have been drilled too large or drill hole spacings that have not been observed in workpieces need to be redone.

Technical information see operating instructions for threaded inserts.

**Advantages:**

- Quick and easy installation.
- The insert is fixed with pins in order to prevent torsion due to twisting or vibrations.
- No other special tools are required besides the assembly tool.

**Drawing reference:**

1) locking pin

### KIPP Threaded inserts solid body and assembly tools

Order No.	D2 external thread	L length	Core drill $\emptyset$	Counter-sink $\emptyset$ +0.25	Tap size	Min. thread depth	Removal drill $\emptyset$	Removal drilling depth	Order No. assembly tools
K0400.08	M8	8	6,9	8,3	M8	9,5	5,5	4	K0400.808
K0400.10X125	M10x1,25	10	8,8	10,3	M10x1,25	12,5	7,5	4,8	K0400.810
K0400.12X125	M12x1,25	12	10,8	12,3	M12x1,25	14,5	9,5	4,8	K0400.812
K0400.14X15	M14x1,5	14	12,8	14,3	M14x1,5	16,5	11,5	4,8	K0400.814
K0400.16X15	M16x1,5	16	14,8	16,3	M16x1,5	18,5	13,5	4,8	K0400.816
K0400.18X15	M18x1,5	18	16,8	18,3	M18x1,5	20,5	15,5	4,8	K0400.818
K0400.20X15	M20x1,5	20	18,8	20,3	M20x1,5	22,5	17,5	4,8	K0400.820
K0400.22X15	M22x1,5	22	20,7	22,3	M22x1,5	24,5	17,8	6,4	K0400.822
K0400.24X15	M24x1,5	24	22,5	24,3	M24x1,5	26,5	19,8	6,4	K0400.824
K0400.30X2	M30x2	30	28	30,3	M30x2	34,5	25,8	6,4	K0400.830